


Passive Programming for Summer Reading 2020
Little Kiddos

Make a Royal Crown


1. Print off copies of the crowns. If you know your crowd will be younger or not have parental help, consider cutting the crowns out a head of time. Otherwise, put out scissors with the crown paper copies.
2. Put out a selection of markers, crayons or other art materials for some serious decorating.
3. Paw through your stash of leftover stickers and embellishments you have laying around. Put them out, too (don't forget the glue if they're not sticky!) for an extra pop of pizzazz!
4. Place tape, glue or a stapler out on the table so they can assemble the pieces when they're done decorating.




Every princess and prince deserves a

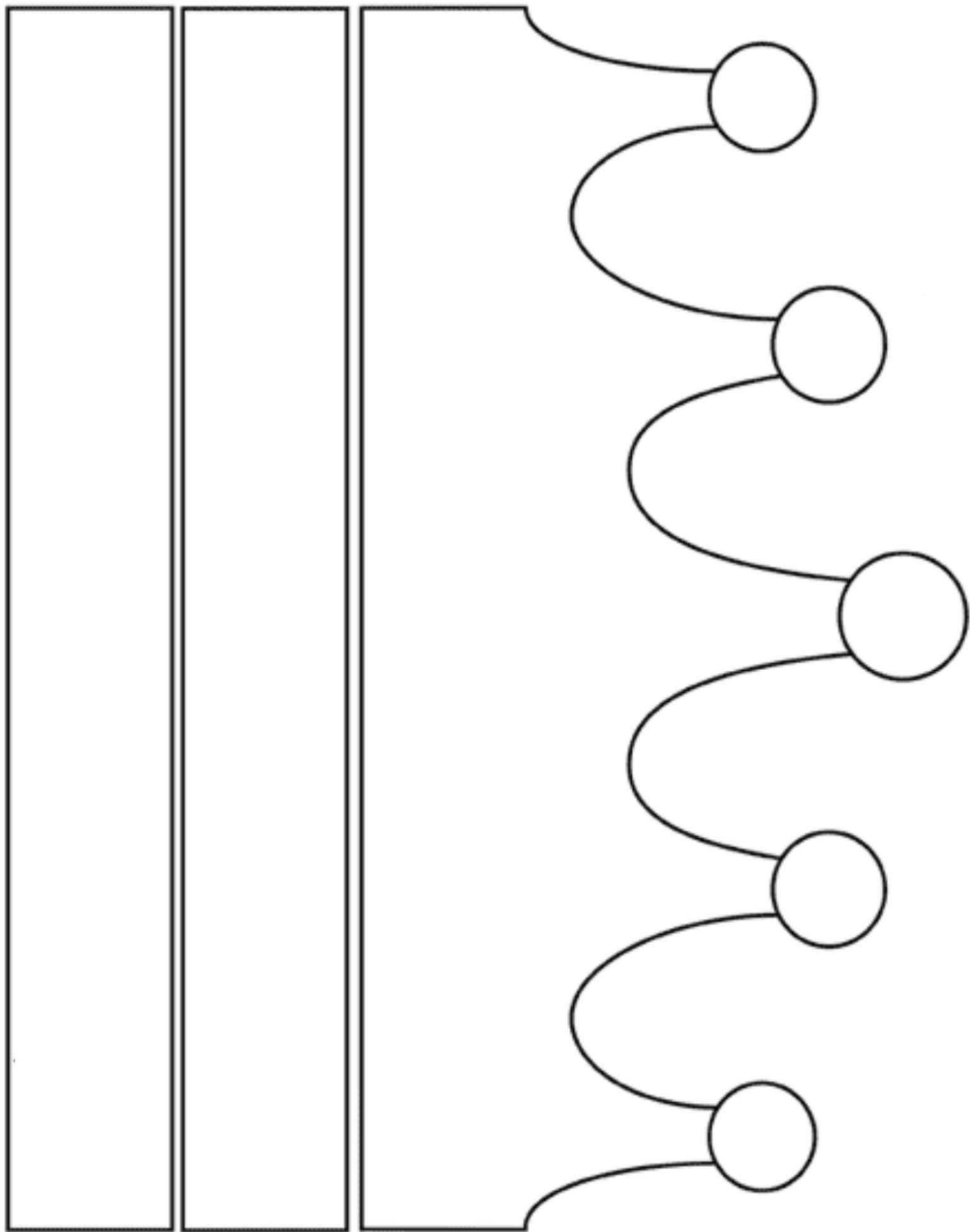


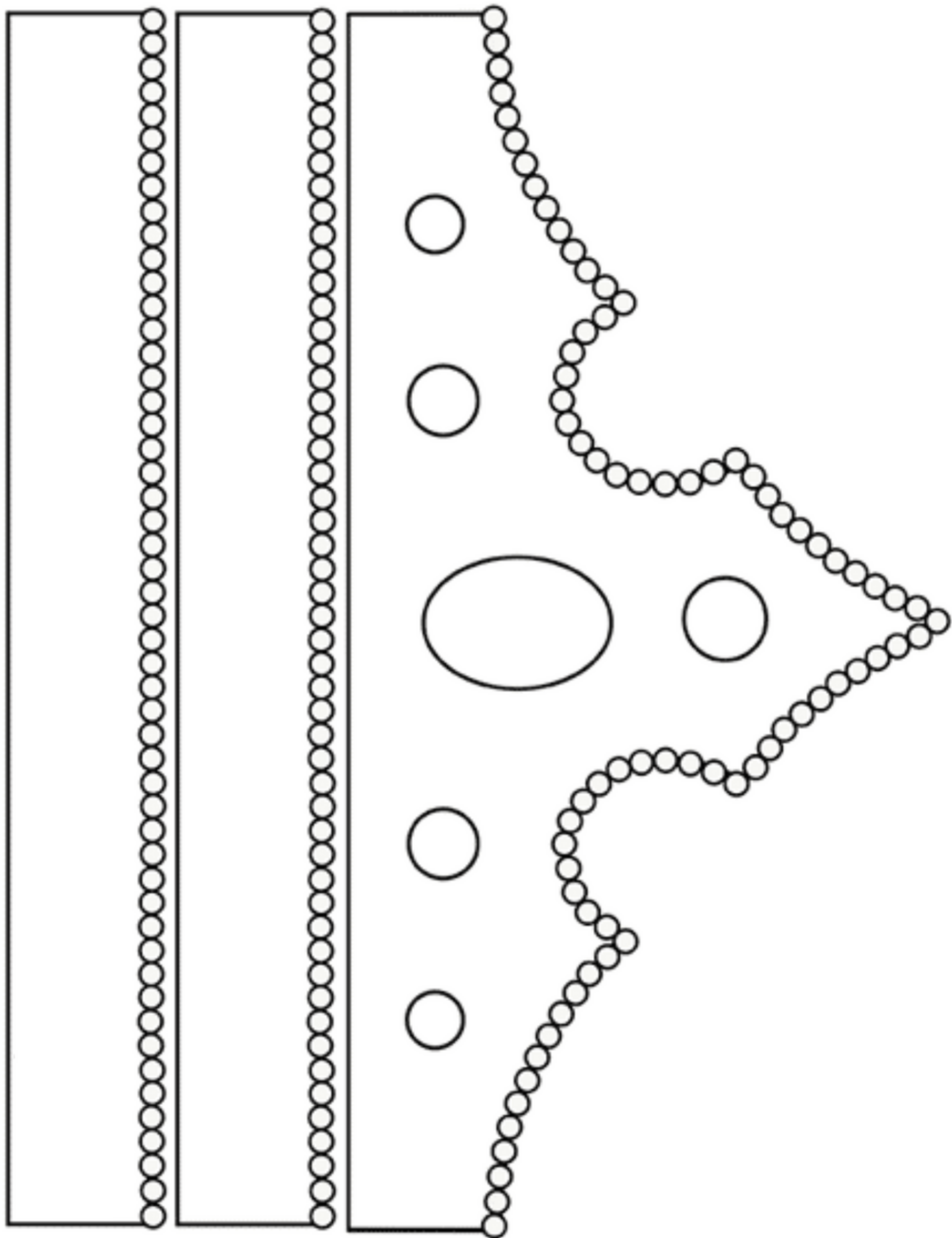
CROWN!



Decorate and wear
your very own
crown!








Billy Goat Gruff STEAM

Introduce STEAM into your passive program by challenging young patrons to create a bridge so the Three Billy Goats can safely cross the river without being attacked by the mean troll.



What you'll need:

- Clothespins
- Popsicle sticks
- Adorable little plastic goats
- A scary looking monster for your troll
- You can set out a version (or two) of the Three Billy Goats Gruff with the project as reference. It doesn't have to be the book shown in the picture.
- You DON'T need the pipe cleaners.



Help the billy goats cross the bridge!

**USE THE MATERIALS TO BUILD
A BRIDGE TO KEEP
THE BILLY GOAT SAFE.
CAN YOU GET THEM ALL
ACROSS?**



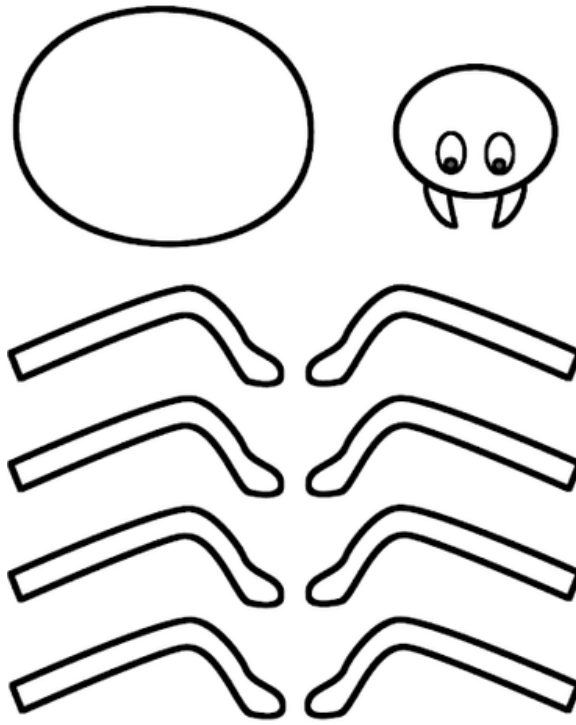
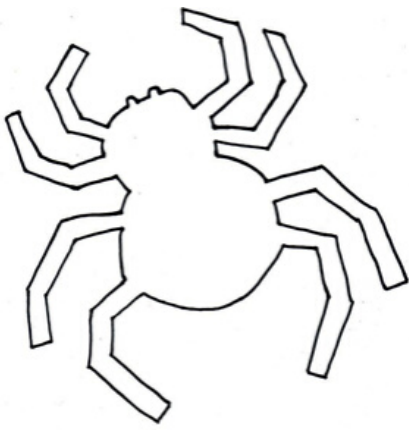
The Spider and the Flea (Grimm's Fairy Tales) or Spider-Man

This program is a poll of those who are or are not afraid of spiders and can be accompanied by a copy of Grimm's Fairy Tale, "The Spider and the Flea". Or, if you're not really feeling that, Spider-Man.

Directions:

- You'll want to either trace out or print off a web (make it large enough to accommodate lots of spider bodies).
- Print out and add the prompt "Are you afraid of spiders?" and the categories of Yes or No.
- For the spiders, you can either print them off already assembled or put out glue and pieces that they'll have to put together themselves. I've included both below.
- They can decorate their spiders however they want.
 - A fun addition would be googly eyes. Because googly eyes make everything better.





How Many Kisses to Wake Sleeping Beauty

There are several variations you can take with this, but the basic approach to this is "How many (of whatever you pick) are in the jar?"

How Many Kisses to Wake Sleeping Beauty:

- Fill a clear jar with Hershey Kisses and let kids guess how many are inside.

How Many Poisoned Apples Did the Evil Witch Make?

- You can find a whole slew of different sour apple candies on Amazon to use for this activity.

The winner, of course, gets the jar of candy.



Name: _____

Date: _____

Fairy Tale Elements and Characters

S E C N I R P L U F I T U A E B F R P V U S Q C
H L J Y O U J G J Q K L Y D C L H P K C L X U S
N A I J T D G G N A B A D L O Q D V B E E J O P
I A N T F C E I E N C W F W O H J P D L I I K R
Q E M S T V T H E R U M P L E S T I L T S K I N
N L C D E L J G K O E F G B H H A Z D O A F I H
B S Z S A L E Y O U P I D C Y O H J G N Y Z Y A
U A R F R E A R T L C R S I L F C U S C U P F N
X D L P L A R N E L D V G G X X B T B E G G P D
Y P S L H G E B D D Z I P A Q N N A F U I P A S
S O Q D E F Y B R G R G L M Y L D D L P A U Y O
X O P Q J R K M E E R I B O V D L J E O N X K M
A F N C K F E P H E G E D A C X R Y Z N T T A E
V F E C M Q W D B J R N T I P K N P N A X Q L P
U X B M M G W S N N I H I E N O S B U T D D Q R
B T Y Y R A V R T I L J T G L G C Q P I C S D I
K I E L M L V H D T C I C S E U H R A M O M I N
G O O D V E R S U S E V I L T H U O R E N C Y C
E W B F R D D G J J U Q M F W I T O O L J Q O E
S L A M I N A G N I K L A T W K Y C G D I E F J
T H E S H O E M A K E R A N D T H E E L V E S J
N V B I K L A T S N A E B E H T D N A K C A J T
F A I R Y G O D M O T H E R D R N O F V X Z X C
C A M H A P P I L Y E V E R A F T E R Q K T E D

The Shoemaker and the Elves The Rumpelstiltskin Fairy Godmother Cinderella
Little Red Riding Hood Wolf Giant Three Bears Goldilocks The Gingerbread Man
Hansel and Gretel Jack and the Beanstalk Rapunzel Happily Ever After Good Versus Evil
Handsome Prince Beautiful Princes Magic Talking animals Once Upon a Time

NAME: _____ DATE: _____

Fairy Tales

E M I T A N O P U E C N O H L H Z T M F
J W C E I H T T I X F T C P L Y V J V A
I V K K A B K L J U A H U V D I V Z J L
O J U T X B U H F D T R E A S U R E P L
W M D K S Z F I D I T E M D U V X G M E
S K O T M M A M Z O U E N V Y E R E B R
U A H U W B D N O X W L J E T X I I N E
G U H O B E A R S Q C I A Y N K W R T D
O C I Q V D Y O M B Q T C K P X Q K V N
L T J F J O H N G R G T K W W J B L V I
D U B V H O I S F N O L T S M T F P J C
I Z X P I G F Q I U V E M O N N L C M D
L C E U L Y Z D I B T P V A O W Z I G Q
O M N P Y F N J S X W I I V D K V G E G
C Y E N J E C F B A Z G V W P I O A N H
K J K F Y G G H K O W S I P J I I M V V
S K S P N I K S T L I T S L E P M U R B
A P P X N Q R S J A Q H O C I I K T R Z
G A T Q T O Y Q Q G J J L L N V N A S J
H N X W L X I H A G N T O B L H E M I C

MAGIC
GOOD
EVIL
HAPPY ENDING
ONCE UPON A TIME
CINDERELLA
THREE LITTLE PIGS
GOLDILOCKS
JACK
GIANT
BEARS
RUMPELSTILTSKIN
TREASURE

Tween/Teen Passive Programs

What is the title of your fairytale?

This is a program that could be laid out on a table for people to complete on their own, or tacked on a bulletin board and they can write their answers there for people to see and enjoy. You can scale this up or down to fit whatever your area allows for.

I've attached a flyer below with the information.

WHAT IS THE TITLE OF YOUR *Fairy Tale*

First Initial

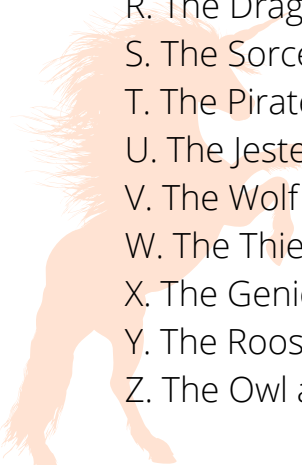
- A. The Knight and the
- B. The Elf and the
- C. The Wizard and the
- D. The Ogre and the
- E. The Queen and the
- F. The Cat and the
- G. The Dwarf and the
- H. The Mermaid and the
- I. The Fox and the
- J. The Princess and the
- K. The Magician and the
- L. The Unicorn and the
- M. The King and the
- N. The Witch and the
- O. The Vampire and the
- P. The Prince and the
- Q. The Shepherd and the
- R. The Dragon and the
- S. The Sorceress and the
- T. The Pirate and the
- U. The Jester and the
- V. The Wolf and the
- W. The Thief and the
- X. The Genie and the
- Y. The Rooster and the
- Z. The Owl and the

Middle Initial

- A. Scarlet
- B. Golden
- C. Enchanted
- D. Giant
- E. Magical
- F. Forbidden
- G. Most Terrible
- H. Silver
- I. Tiniest
- J. Very Unexpected
- K. Wandering
- L. Frozen
- M. Emerald
- N. Lost
- O. Perfect
- P. Flying
- Q. Glittery
- R. Talking
- S. Fiery
- T. Brilliant
- U. Copper
- V. Daunting
- W. Black
- X. Lying
- Y. Bronze
- Z. Diamond

Last Initial

- A. Lagoon
- B. Ship
- C. Tree
- D. Mirror
- E. Castle
- F. Mountain
- G. Wand
- H. Forest
- I. Cave
- J. Crown
- K. Harp
- L. Moon
- M. Fairy Dust
- N. Night
- O. Dungeon
- P. Spell
- Q. Flower
- R. Road
- S. Door
- T. Island
- U. Hammer
- V. Arrow
- W. River
- X. Goblet
- Y. Star
- Z. Sky



Create Your Own Story

With Poetry

This is another fun interactive bulletin board program.

Encourage your teens to create or tell their story through creating poetry by putting together individual words.

What you'll need:

- A covered bulletin board
- Roughly a lot of push pins
- Cut up slips of paper and write down a bunch of random words using...
- A word generator (unless you've got a bunch of words floating around in your head, ready to write down)
- Markers

